

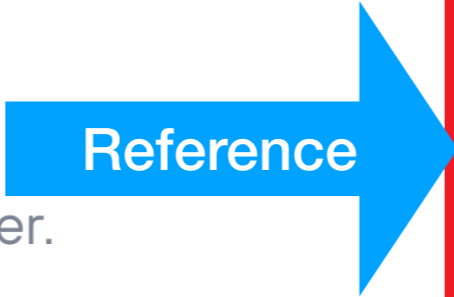
Risk is a function of the interface between Hazards & Vulnerabilities




Assess the risk to things you care about through the lens of your significant hazards

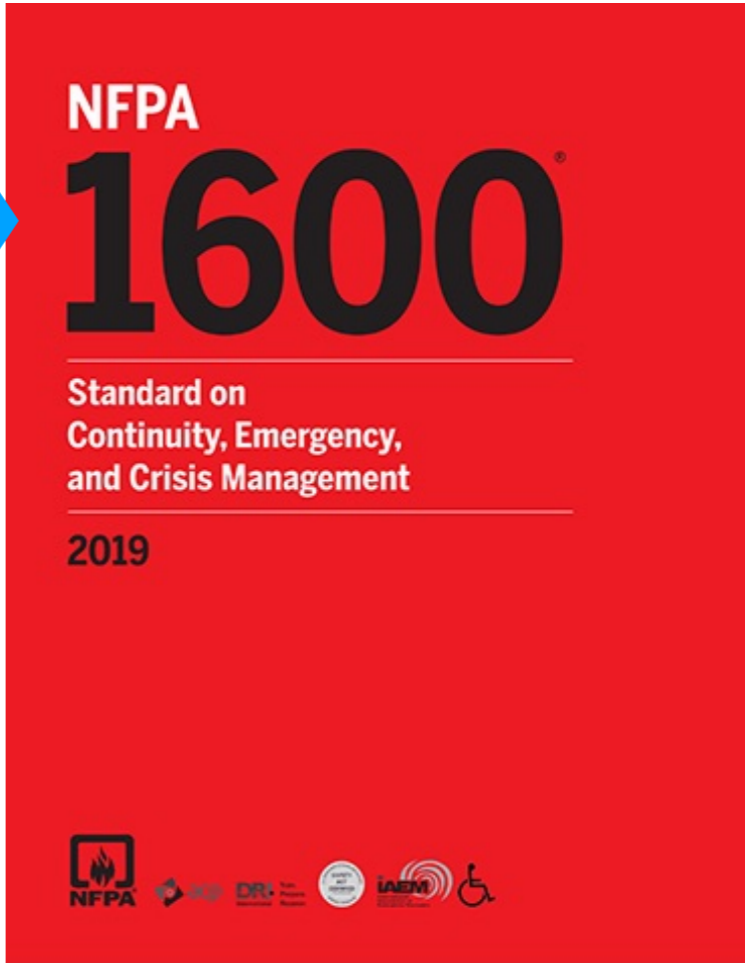


Hazards

Select a hazard category (Ref NFPA 1600) - then scroll down to select a hazard to consider.



-  **Geological** 4 :
-  **Meteorological** 9 :
-  **Biological** 2 :



← Select Hazard +

Meteorological

When attributing a level of significance to the "Hazard", consider

Hazard Significance 9 ▾

Drought 8

Extreme temperatures 10

Famine 4

Flood, flash flood, seiche, tidal surge 5

Hazard Significance

9 ^

Past recurrence intervals
how many events have occurred in your context in the last 100 years

Future likelihood of occurrence
is frequency increasing

Speed of onset
how quickly might it be upon us

Magnitude
how big will it be

Duration
how long will it stay

Timing
does significance vary at different times of the day/month/year

Intensity
how much energy is released

Potential area of coverage
extent of spatial impact


Perception
level of fear or dread invoked


← Select Hazard +


Meteorological


When attributing a level of significance to the "Hazard", consider

Hazard Significance 9 ▾

Drought 


Extreme temperatures 



Famine 



Flood, flash flood, seiche, tidal surge 



Home, Refresh, Info, Share icons



← Care About +


Extreme temperatures 





 People 

 Premises 

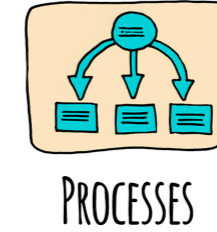
 Processes 

 Providers 

 Add others Care-Abouts

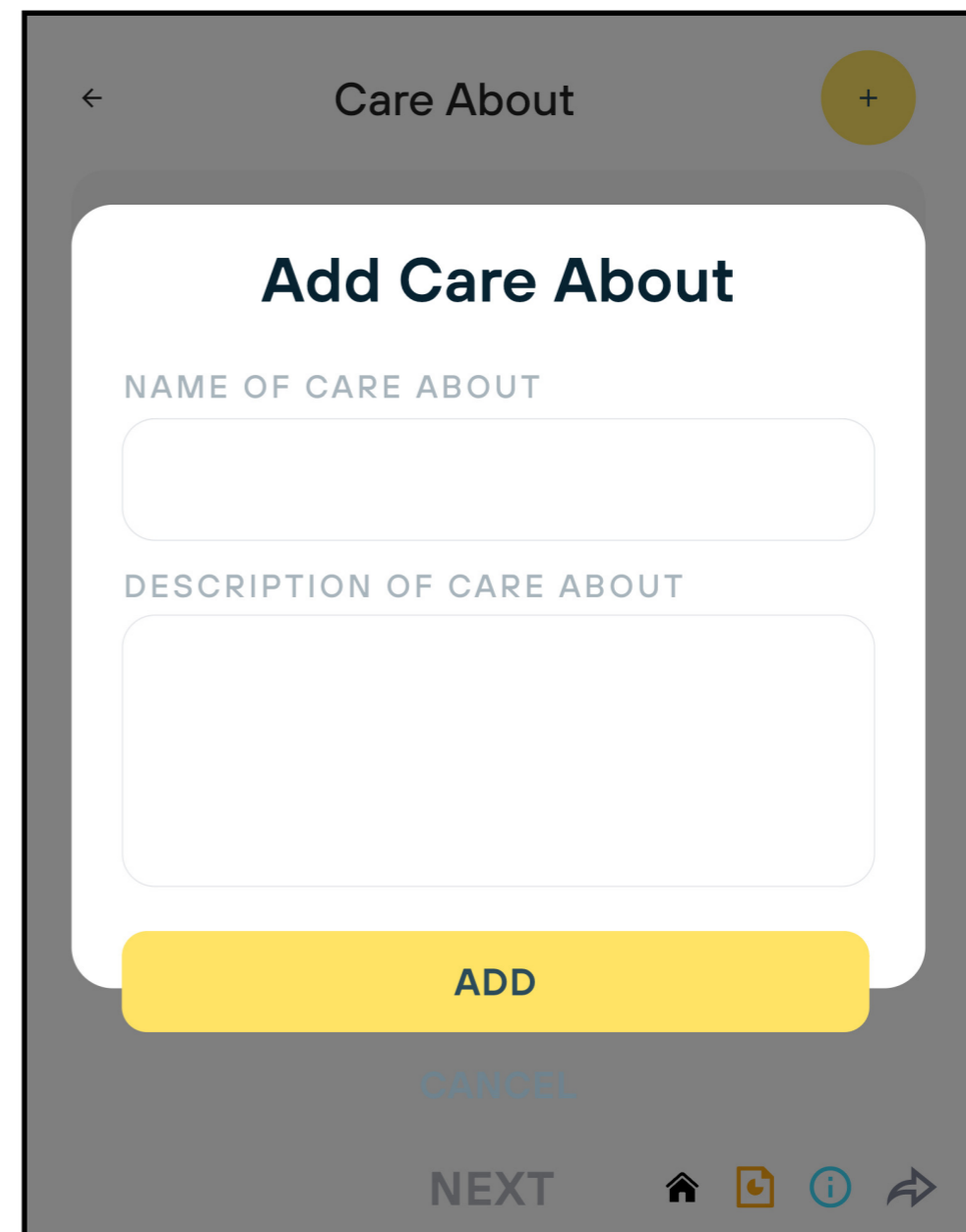
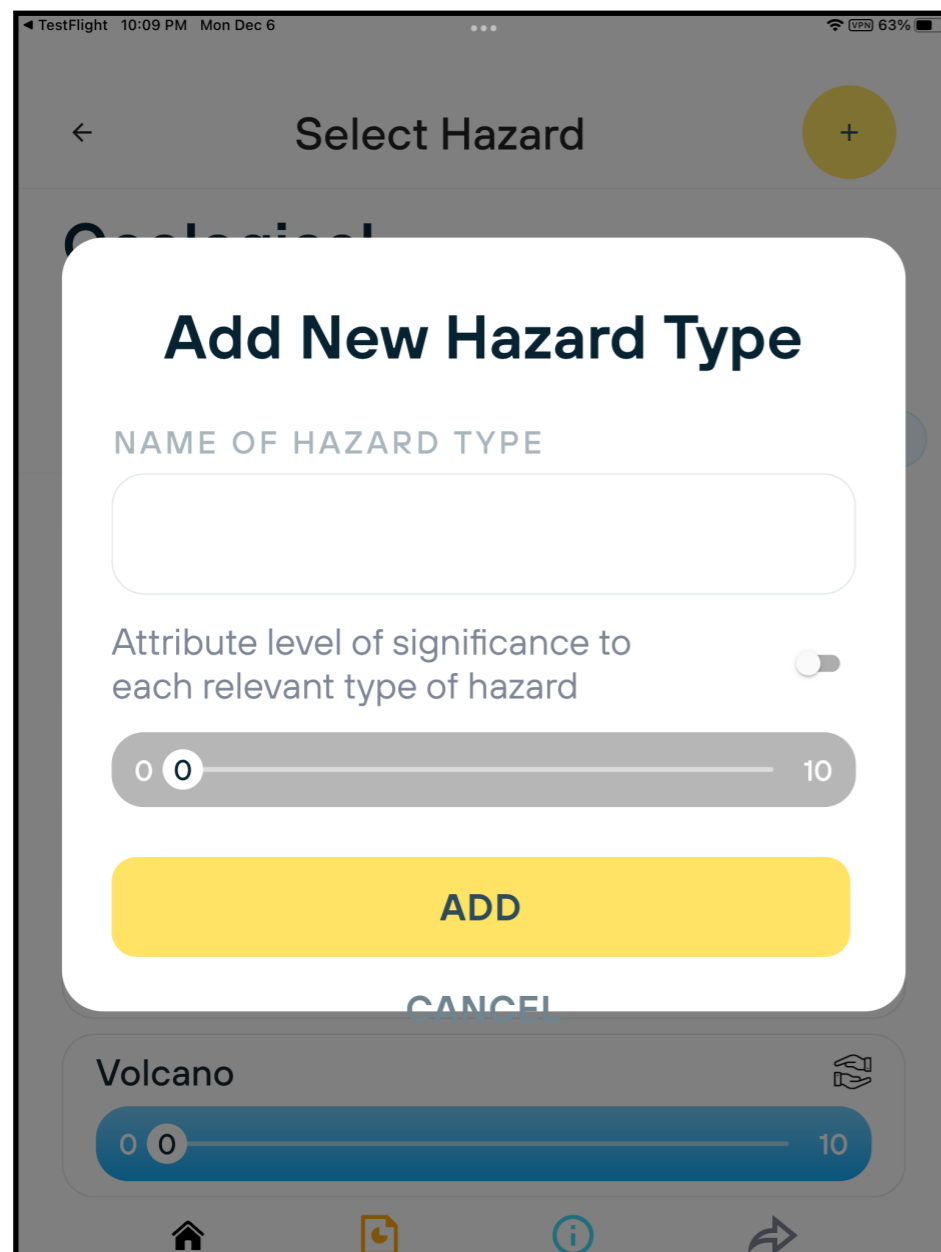
NEXT    



Your context specific needs are also supported by capabilities to add hazards and care-about.



CARE-ABOUTS INCLUDE "ASSETS, PEOPLE, SKILLS, INFORMATION (DIGITAL & ANALOGUE), TECHNOLOGY (INCLUDING PLANT & EQUIPMENT), PREMISES, SUPPLIES AND SUPPLIERS"

CARE-ABOUTS



 Extreme temperatures 

0 10




Describe People

What staff do you require to carry out prioritised activities?

What skills / level of expertise is required to undertake these prioritised activities?

What is the minimum staffing level with which you could provide some sort of service?

Information about your People is noted here and will then be used throughout for consideration of other hazards.

NEXT   





Describe Premises

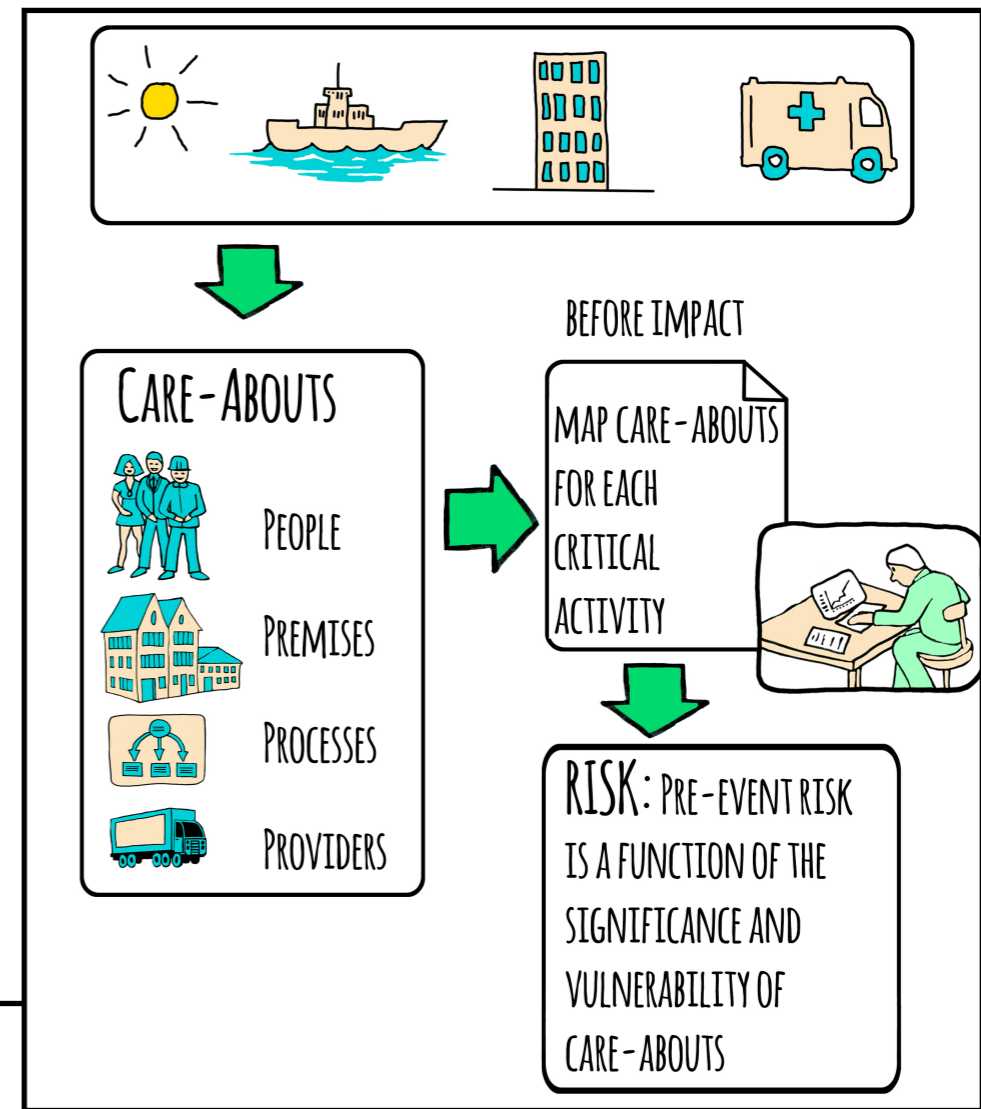
What location(s) do the prioritised activities operate from?

What facilities are essential to carry on these prioritised activities?

What equipment / resources are required to carry on these prioritised activities?

The swimming pool kiosk, gas, electricity.

NEXT    




Risk Algorithm


Risk is a function of the interface between hazards and vulnerability of the things we care about.

 **Care-About 1 ... n**

Hazard 1 ... n

Significance







(a)

Before Impact

Vulnerability

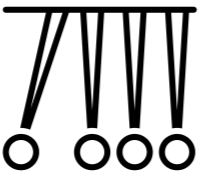





(b)



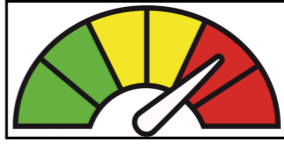

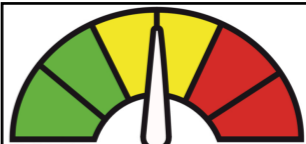
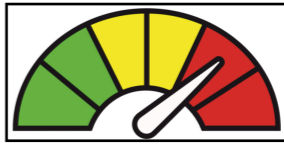
After Impact

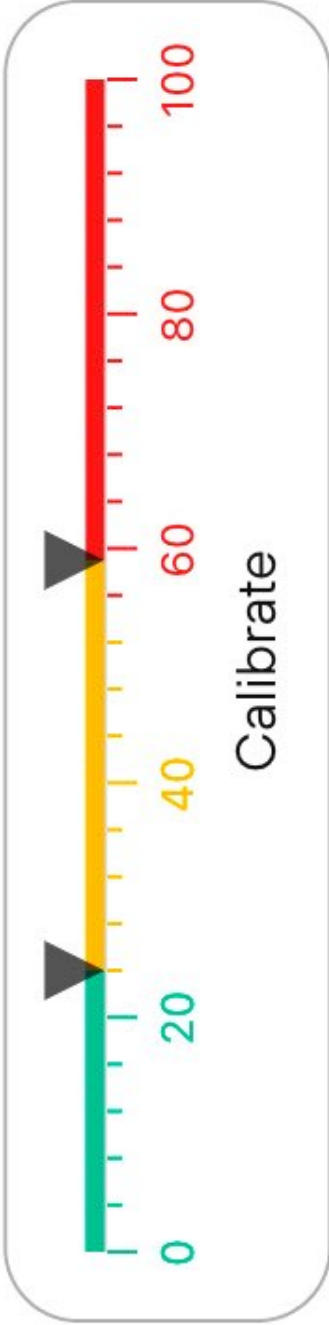
Impact





(c)

If (a) x (b) is greater than or equal to 1 or less than or equal to 24 then Risk Gauge is Green	
If (a) x (b) is greater than or equal to 25 or less than or equal to 59 then Risk Gauge is Yellow	
If (a) x (b) is greater than or equal to 60 or less than or equal to 100 then Risk Gauge is Red	
If (a) x (c) is greater than or equal to 1 or less than or equal to 24 then Risk Gauge is Green	
If (a) x (c) is greater than or equal to 25 or less than or equal to 59 then Risk Gauge is Yellow	
If (a) x (c) is greater than or equal to 60 or less than or equal to 100 then Risk Gauge is Red	



Calibrate for Context
Users can adjust the risk acceptability thresholds to reflect the values of their context.

Assess Your Care Abouts



How Significant Is This Care-About?



How Vulnerable Is This Care-About?



How Impacted Is This Care-About?



BEFORE IMPACT RISK



AFTER IMPACT RISK

Vulnerability is a function of many things. It is about the characteristics and features of the “care-About”, and the dependencies and interdependencies associated with it, which make it more resilient, or more adaptable, or more fragile.

In a nutshell, vulnerability is about the Care-About’s “**propensity or predisposition to be adversely affected**”. [SOURCE: ISO 14091 Adaptation to climate change – Guidelines on vulnerability, impacts and risk assessment]. It may be summarised as “a measure of the extent to which a community, structure, service or geographical area is likely to be damaged or disrupted, on account of its nature or location, by the impact of a particular event.” [SOURCE: Glossary of Environment Statistics, Studies in Methods, Series F, No. 67, The Organisation for Economic Co-operation and Development]. Vulnerability encompasses a variety of concepts and elements including sensitivity or susceptibility to harm and lack of capacity to cope and adapt. [SOURCE: ISO 14090:2019 Adaptation to climate change] **Adaptive capacity** is the “ability of systems, institutions, humans, and other organisms to adjust to potential damage, to take advantage of opportunities, or to respond to consequences”.

For people, this may be about factors such as their health and their behaviour.

For premises, it may be about such things as the integrity of the structure and location (exposure to hazards).

For processes, it may be about factors such as their fitness for purposes and backup.

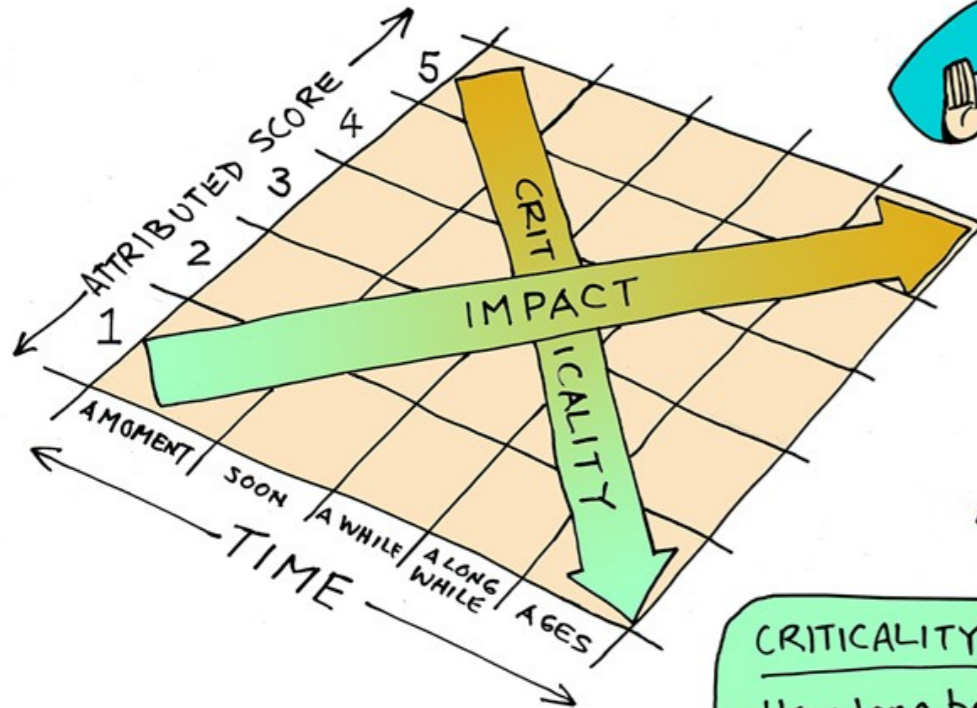
For providers, from utilities (“lifelines” – such as energy, water, waste, communications) to supplies related more directly to your products and services, it may be about factors such as the provider’s size, capability, resilience, and replaceability.

Operability

The focus after impact is on

- what can be done
- to get "up and running"
(delivering some form of acceptable service)
- as soon as possible.

HOW SOON IS YOUR SOON?
HOW LONG IS YOUR WHILE?



CRITICALITY:

- How long before operability loss is unaffordable?

IMPACT:

- How long before you can restore operability?



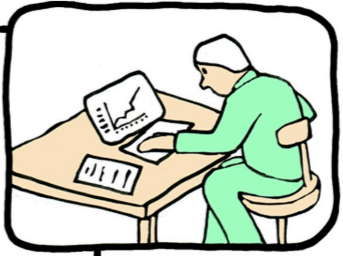
IMPACT

EVENTS WHICH THREATEN BUSINESS




CARE-ABOUTS

COMMUNICATE
IMPACT
CONSEQUENCES



ACTIVITY



RISK: POST-EVENT
RISK IS A FUNCTION OF
THE SIGNIFICANCE OF AND
IMPACT ON CARE-ABOUTS

If the decision (of what action to take) is complex, consider using our [OughtWe app](#)

HEADER

Extreme temperatures

DESCRIPTION

Focus on people.

WHAT NEEDS TO BE DONE?

Aircon, water consumption, pacing yourself.

WHAT IS NEEDED TO DO IT?

Invest in aircon and training.

TRACK

Is this work progressing in a way that is likely to achieve what is required?




BUDGET

Is this work progressing within the amount you have available to spend?



TIME

Is this work progressing within the schedule you have agreed to meet?



OughtWe
decision maker

High risks

ought to be reduced

The Action Planning to achieve operability uses a structured approach which is “as simple as possible, but as complex as necessary”.

This plan can be shared for development and integrated into reports.

Plans are of little importance, but planning is essential.

[Winston Churchill](#)



Plans are nothing;
planning is everything.

[Dwight D. Eisenhower](#)





← Report

HAZARDS

- All Hazards
- Selected Hazards >

CARE-ABOUTS

- All Care-Abouts
- Selected Care-Abouts >

RISK LEVELS


- All Risk Levels
- Selected Risk Levels >

PLANS

- All Plans
- Selected Plans >

MONITORING

- On/Off Track
- On/Off Budget
- On/Off Time

← 

Successful

Your created PDF is successfully created you can share it with your friends.

[DOWNLOAD](#)